



METRO ARTS

NASHVILLE OFFICE OF ARTS + CULTURE

FY25 & FY26 Grant Report Back & Feedback Sessions

Thursday, April 10 | 6:00pm - 7:30pm

Tuesday, April 15 | 6:30pm - 8:00pm

Wednesday, April 16 | 10:00am - 11:30am

Monday, April 21 | 3:00pm - 5:00pm

Thursday, April 24 | 5:00pm - 6:30pm



METRO ARTS

NASHVILLE OFFICE OF ARTS + CULTURE

studio 615

where nashville creates

Thank you to our host!

Purpose and Goals



- **Share information about FY25**
- **Describe starting points for FY26**
- **Share tentative timeline for FY26**
- **Small group discussions about FY26 and beyond**

Purpose and Goals



- **Share information about FY25**
- **Describe starting points for FY26**
- **Share tentative timeline for FY26**
- **Small group discussions about FY26 and beyond**

Make sure to sign in!



METRO ARTS

NASHVILLE OFFICE OF ARTS + CULTURE

FY25 Review & FY26 Starting Point

Operating Funding Model

Thrive Funding Model

Funding outcomes

General Operating Support Grants

90 grantees in FY25

Operating Funding Formula



| Organization Size | Grant Amount |
|---------------------------------|-------------------------------------|
| Micro (Budget < \$25,000) | 75% of budget or \$3,000 minimum |
| Small (Budget \$25k - \$100k) | 50% of budget or \$3,000 minimum |
| Medium (Budget \$100k - \$500k) | 25% of budget or \$125,000 maximum |
| Midsize (Budget \$500k - \$3M) | 17% of budget or \$120,000 maximum |
| Large (Budget > \$3M) | 1.8% of budget or \$200,000 maximum |

| Size | Funding Formula | Most Recent Revenues | Percentage | Percentage calculated | Max or min | Full Funding | Scaled to budget |
|----------|---|----------------------|------------|-----------------------|------------|--------------|------------------|
| Micro | Awards up to 75% of revenue; minimum \$3,000 | \$8,425.49 | 0.75 | \$6,319 | \$3,000 | \$6,319 | \$2,078.50 |
| Small | Awards up to 50% of revenue; minimum \$3,000 | \$69,564.00 | 0.5 | \$34,782 | \$3,000 | \$34,782 | \$11,440.58 |
| Medium | Awards up to 25% of revenue; maximum \$125,000 | \$217,297.00 | 0.25 | \$54,324 | \$125,000 | \$54,324 | \$17,868.46 |
| Mid-Size | Awards up to 17% of revenue; maximum \$120,000 | \$601,557.00 | 0.17 | \$102,265 | \$120,000 | \$102,265 | \$33,637.14 |
| Large | Awards up to 1.8% of revenue; maximum \$200,000 | \$11,109,849.00 | 0.018 | \$199,977 | \$200,000 | \$199,977 | \$65,776.99 |



Scaled to budget:

Allocation to Operating grants = \$1,957,920

Sum of all eligible applicants Full Funding = \$5,917,066.77



33.09%

Operating Funding Formula



| Organization Size | Formula | Actual |
|---------------------------------|----------------|-----------------------|
| Micro (Budget < \$25,000) | 75% of budget | 24.8% of budget |
| Small (Budget \$25k - \$100k) | 50% of budget | 16.5% of budget |
| Medium (Budget \$100k - \$500k) | 25% of budget | 8.3% of budget |
| Midsize (Budget \$500k - \$3M) | 17% of budget | 1.4% – 5.6% of budget |
| Large (Budget > \$3M) | 1.8% of budget | 0.1% – 0.6% of budget |

Operating Funding Formula - Scoring



Q *Could I have increased my award amount if my score was higher?*

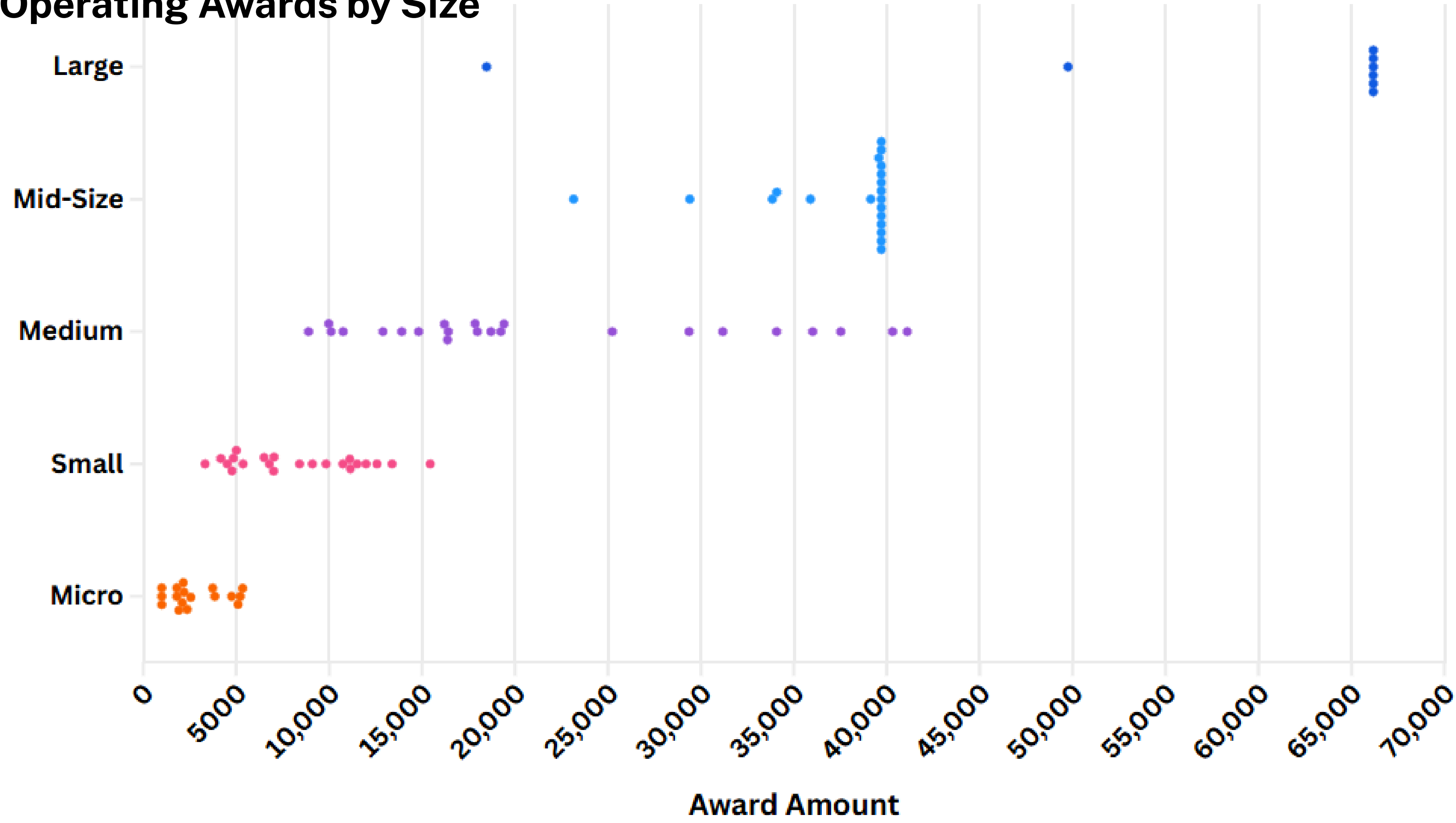
Operating Funding Formula - Scoring



Q *Could I have increased my award amount if my score was higher?*

A *No. Under this model, applications that score between 70-100 are awarded in alignment with the base percentage.*

Operating Awards by Size




Thrive Grants


75 grantees in FY25

Thrive Funding Formula

- Applications scored and rank ordered
- \$20,000 maximum request ask



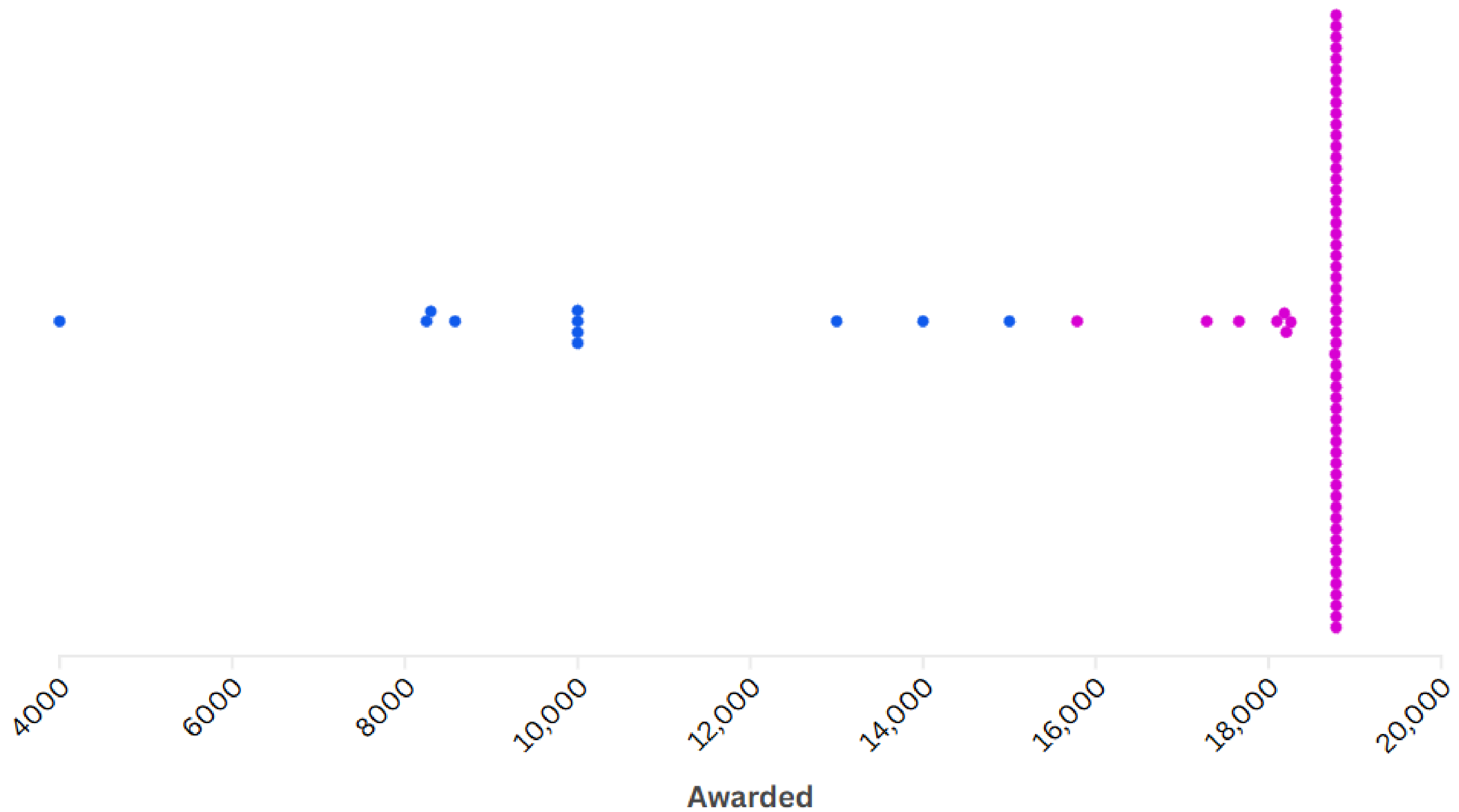
Scaled to 75%



Surplus redistributed, not to exceed original request

Thrive Awards

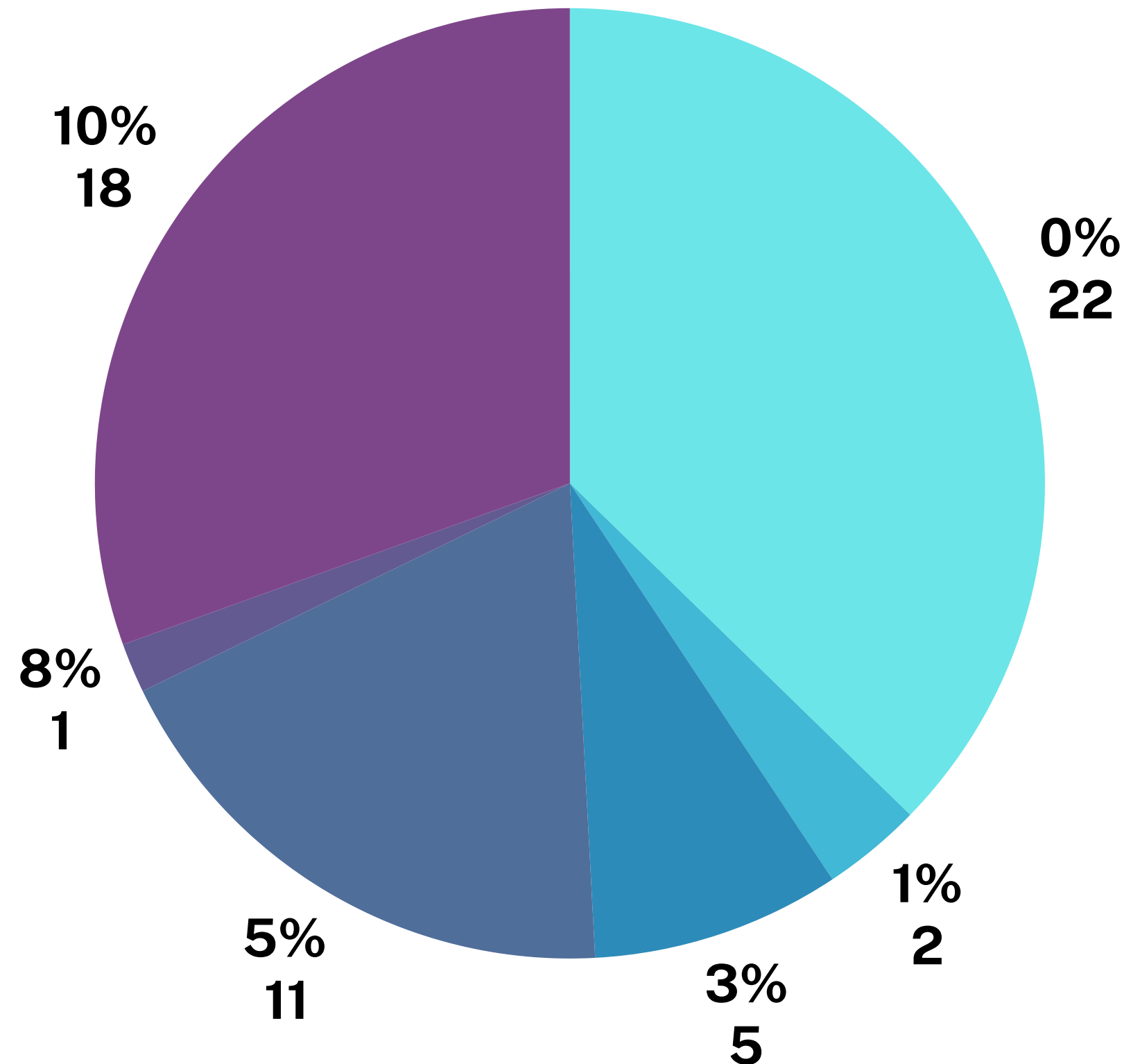
Funding Level ● >93% funded ● 100% funded



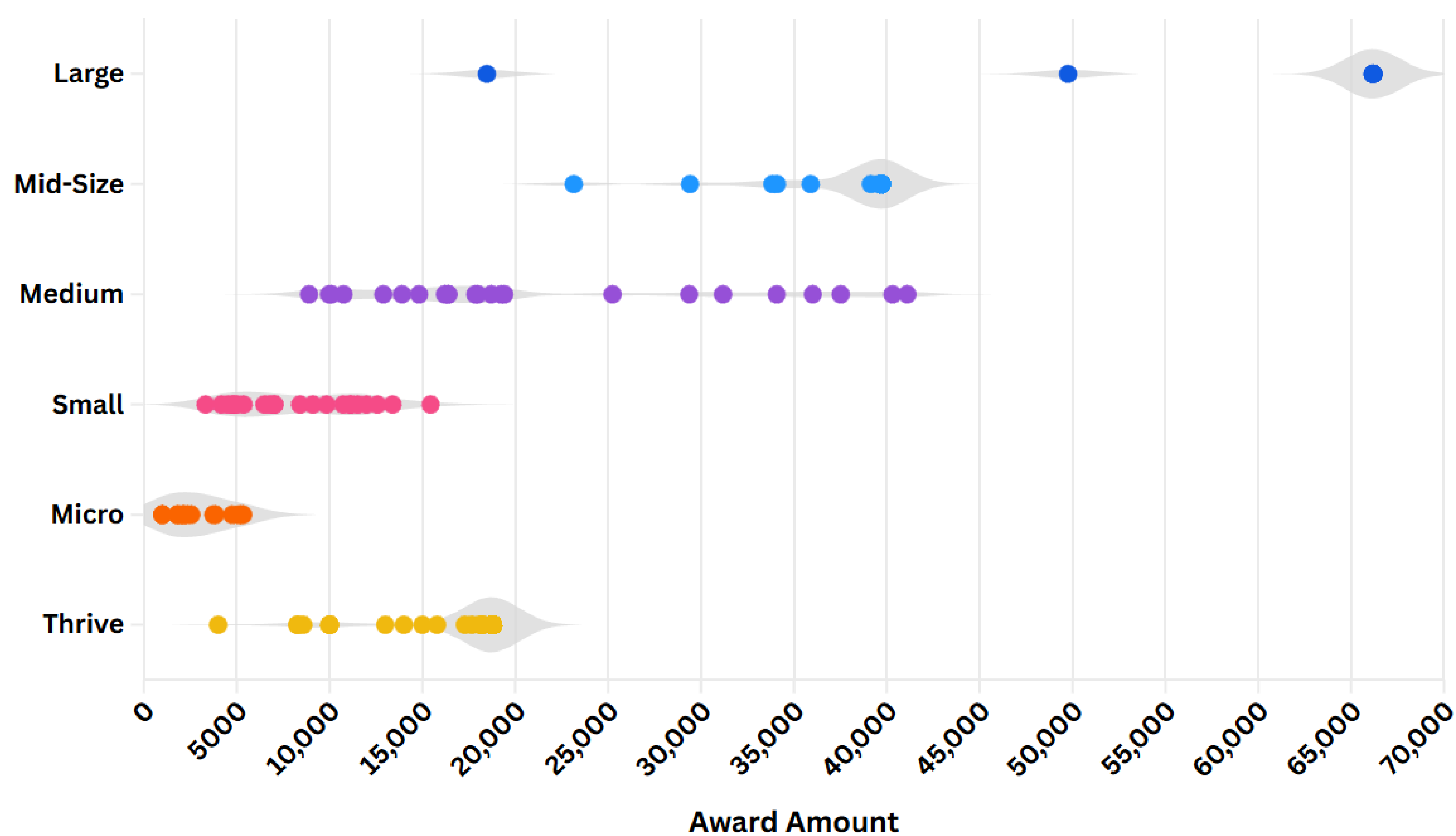
Fiscal Sponsors

- 59 projects had fiscal sponsors
- 33 unique fiscal sponsors
- Fiscal sponsor fees ranged 0-10%

of Sponsored Projects and Fees

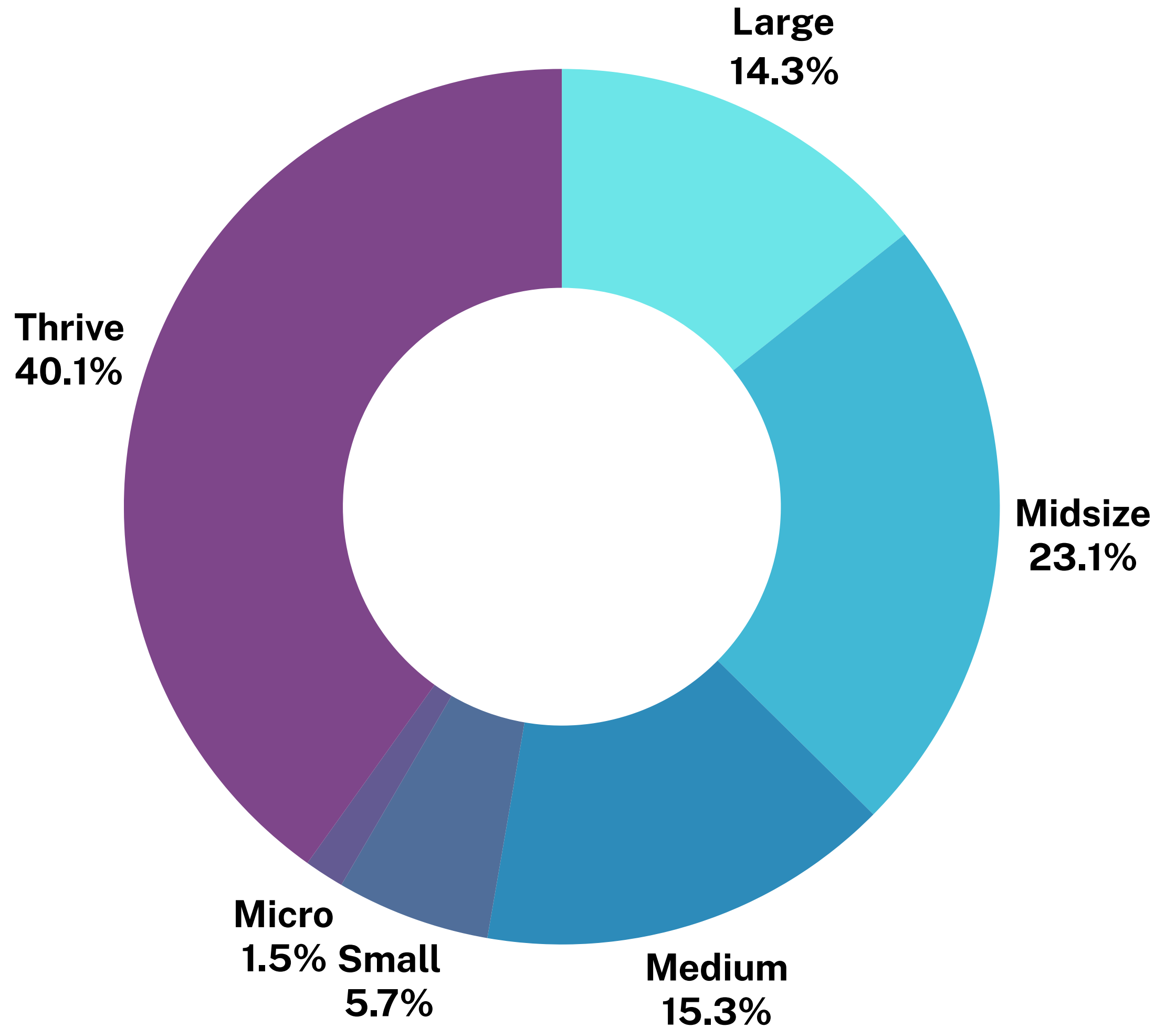


FY25 Summary



FY25 Overall Distribution

\$3,263,200





METRO ARTS

NASHVILLE OFFICE OF ARTS + CULTURE

FY26 - What to Expect

Timeline - SUBJECT TO CHANGE

| | |
|--------------------|--|
| April | Engagement period |
| May | Guidelines approval (Arts Commission & Metro Council) |
| June | Applications |
| July | Scoring |
| August | Award approvals (Commission) |
| September | Contracts |
| End Oct-Nov | Fund disbursement |



METRO ARTS

NASHVILLE OFFICE OF ARTS + CULTURE

Group Discussions

Operating

Thrive

Parking Lot

Operating Discussion

Budget sizes/revenues

Award amounts (%s, etc.)

Scoring method

Applications

Requirements & Strategic Reporting

Fiscal Sponsorship

Underrepresented Council Districts

Applications

Requirements & Strategic Reporting

**Thrive
Discussion**



METRO ARTS

NASHVILLE OFFICE OF ARTS + CULTURE

Group Discussions

Assign a Notetaker. We want your notes!

Brief Report Backs

Closing & Community Announcements



METRO ARTS

NASHVILLE OFFICE OF ARTS + CULTURE

FY25 & FY26 Grant Report Back & Feedback Sessions

Tues, 4/15 | 6:30pm - 8:00pm – Thrive focused @ Trinity Community Commons

Wed, 4/16 | 10:00am - 11:30am - Operations focused @ Centennial Arts Center

Mon, 4/21 | 3:00pm - 5:00pm @ 100 Taylor Arts

Thurs, 4/24 | 5:00pm - 6:30pm - Virtual